



Floor Springs

DORMA

BTS 80
BTS 75 V

Universal application, individual functions and assured quality

Whether standard, narrow or wide, whether LH, RH, or single or double action – DORMA BTS 80 and BTS 75 V door springs are designed for all types of door. A comprehensive program of accessories ensures that they can be used successfully with a wide variety of door constructions and floor coverings.

Thanks to a wide range of functions, which can be individually selected to suit different requirements, DORMA BTS 80 and BTS 75 V floor springs offer maximum reliability and quality.

Certified to ISO 9001.

Benefits...

... for the trade

- Reduced stock requirements because of separate, interchangeable spindles.
- Slim product range offering all key functions.

...for the installer

- Suitable for installation with LH or RH single and double action doors.
- Interchangeable spindles enable easy adaptation to structural conditions – even when retrofitted.

...for the architect/specifier

- Concealed installation for maximum visual elegance
- All essential functions provided
- Proven, robust design capable of withstanding leaf weights of up to 300 kg (BTS 80).

...for the user

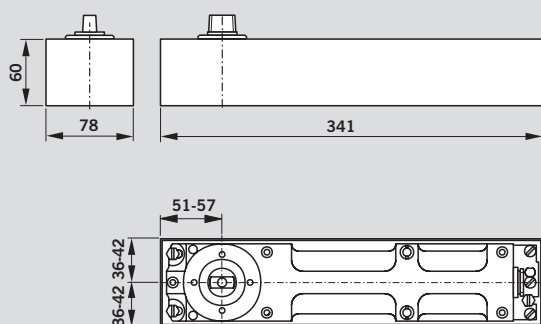
- Constant, temperature-independent closing cycle.
- Highly efficient mechanism gives maximum user convenience.

Data and features	BTS 80			BTS 75 V
	3	4	6	1-4
Spring strength (EN)	–	–	–	●
Spring strength adjustment	–	–	–	●
Standard and external doors ¹⁾	≤ 950 mm	●	–	–
	≤ 1100 mm	–	●	–
	≤ 1400 mm	–	–	●
Fire and smoke check doors	–	–	–	●
Max. leaf weight (kg)	300			120
Non-handed, suitable for single and double action doors	●			●
Closing speed adjustable by valve	175° – 0°	●		
	175° – 15°	–		
	15° – 0°	–		
Backcheck, mechanical	●			●
Delayed action adjustable by valve (selectable alternative to the hold-open feature)	●			–
	–			–
Hold-open	Adjustable	●		
	Fixed 90°	–		
	Fixed 105°	–		
Coverplate secured to	cement box	–		
	floor spring	●		
Weight in kg	7.1			3.0
	Dimensions in mm	Length	341	285
		Width	78	82
	Height	60	50	
Floor spring tested to EN 1154	●			●
CE marking for building products	In preparation			

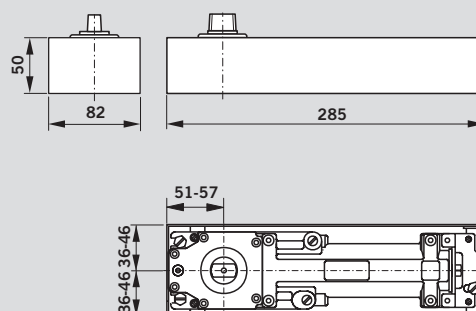
● yes – no

¹⁾ For applications involving particularly high or heavy loads, and doors which have to close against wind or draught conditions, the next larger spring strength should be selected.

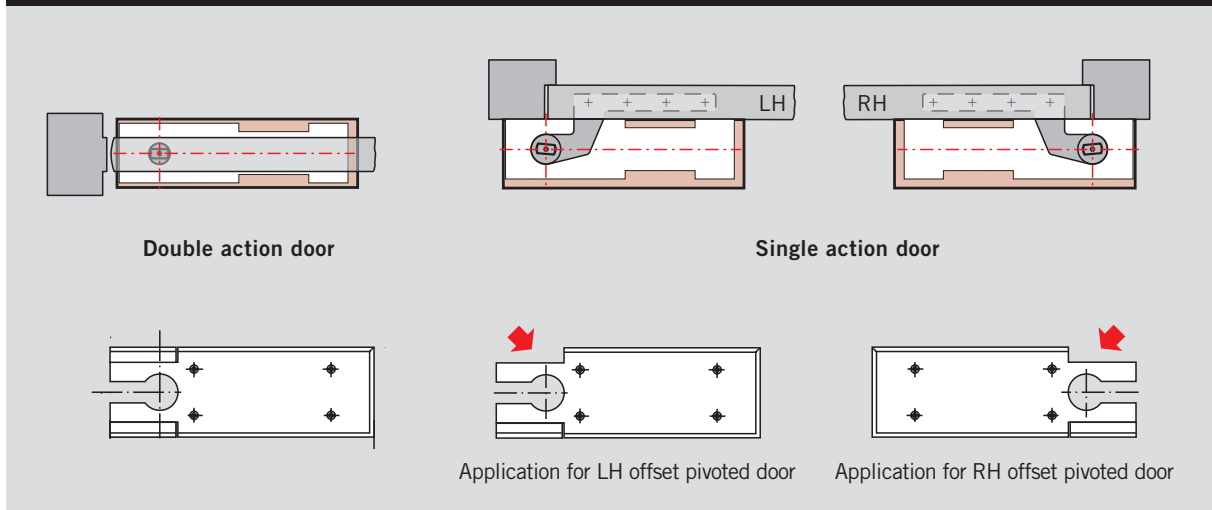
BTS 80



BTS 75 V



Application and Installation

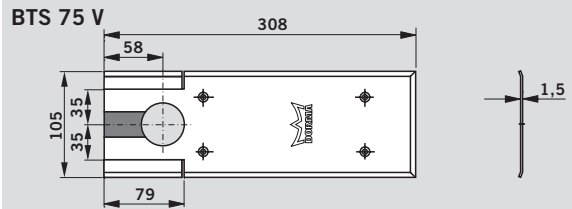
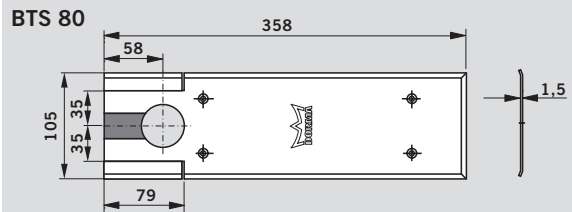


Accessories

Universal cover plate

Adaptable to right or left hand single action applications by simply snapping off the appropriate pre-blanked corner sections. For double action doors, the corner sections remain in place.

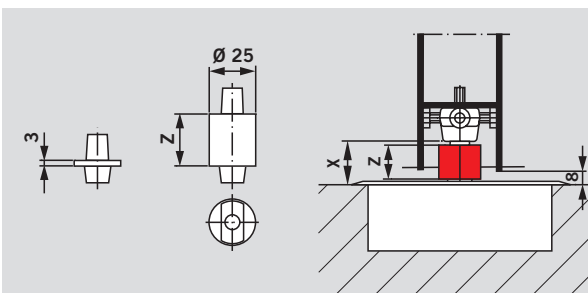
The universal cover plate is available in stainless steel or satin brass (material thickness 1.5 mm).



Spindles

A range of interchangeable spindles is available to provide greater floor clearance if required (e.g. doors with thresholds, carpeted floors etc).

Special spindles available on application: e.g. with flat face profile and 3° offset or square section; spindles for non-DORMA-specific accessories are also available.
















Spindle Extension = Dimension "X" – 8 mm
 (Door Clearance) Z – 3mm

DORMA 2300 sealing compound

For filling cavities between the floor spring body and the cement box to protect against moisture penetration.

Information about other accessories such as **door straps and top centres** can be found in the "Accessories for DORMA BTS Floor Springs" leaflet

Standard equipment and accessories		Extended spindles (extension in mm)														2300 sealing compound, 0.5 kg	
BTS 80 floor spring 	BTS 75 V floor spring 																45090059
45200401	Standard	5	7,5	10	12,5	15	20	25	28	30	35	40	45	50			
45200402																	
45200403																	
45200404																	
45200419																	
45200405																	
45200406																	
45200407																	
45200414																	
45200408																	
45200409																	
45200410																	
45200411																	
45200412																	
Including cement box and standard spindle																	
EN 3	EN 1 – 4	●	#	#	#	#	#	#	#	#	#	#	#	#	#	#	#
80120000	61701000																
EN 4	EN 1 – 4 with hold-open at 90°	●	#	#	#	#	#	#	#	#	#	#	#	#	#	#	#
80110000	61701200																
EN 6	EN 1 – 4 with hold-open at 105°	●	#	#	#	#	#	#	#	#	#	#	#	#	#	#	#
80130000	61701300																
Including cement box without spindle																	
EN 3	EN 1 – 4	#	#	#	#	#	#	#	#	#	#	#	#	#	#	#	#
80120001	61701001																
EN 4	EN 1 – 4 with hold-open at 90°	#	#	#	#	#	#	#	#	#	#	#	#	#	#	#	#
80110001	61701201																
EN 6	EN 1 – 4 with hold-open at 105°	#	#	#	#	#	#	#	#	#	#	#	#	#	#	#	#
80130001	61701301																
Universal cover plate																	
46700000	46700059	Stainless steel															
46700100	46700159	Satin brass															

● = Floor spring with spindle # = Accessories

BTS 80 specification text

Universal non-handed floor spring conforming to DIN EN 1154 for single and double action doors up to max. 300 kg leaf weight. With adjustable closing speed and closing action from approx. 175°, with hydraulically fully controlled closing cycle and backcheck. With integral pressure compensation feature for temperature-independent hold-open between 75° and 175° (removable). With adjustable hold-open start point and delayed action (end of delayed action range adjustable between 75° and 105°). Including cement box.

Size

- EN 3
- EN 4
- EN 6

Accessories

- Spindle
 - standard
 - ... mm extension
 - special model ...
- Universal cover plate (1.5 mm thick)
 - stainless steel
 - satin brass
- Sealing compound

Make: DORMA BTS 80

DORMA BTS 75 V specification text

Universal floor spring conforming to DIN EN 1154, non-handed unit suitable for LH and RH single and double action doors up to 120 kg leaf weight, with adjustable spring strength (size EN 1 – 4) and closing speed, with closing action operational from approx. 175°. Featuring hydraulically fully controlled closing cycle and backcheck. Including cement box.

Accessories

- Spindle
 - standard
 - ... mm extension
 - special design...

- Universal cover plate (1.5 mm thick)
 - stainless steel
 - satin brass

- Sealing compound

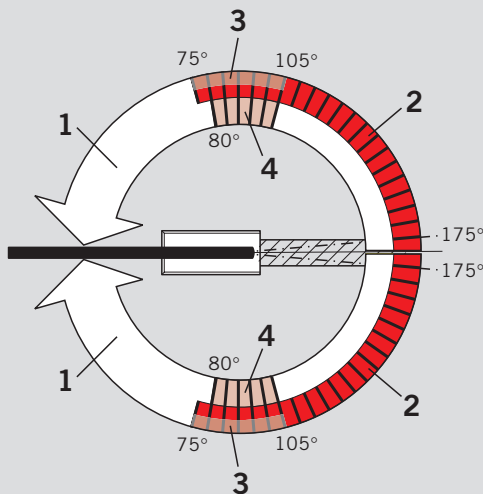
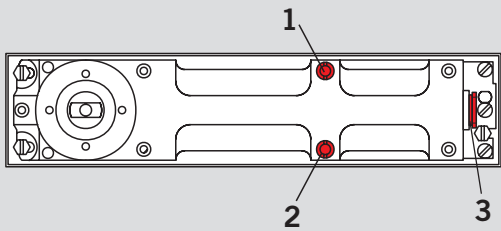
Make: DORMA BTS 75 V

Models

- With spindle
- Without spindle

- Fixed hold-open at 90°
- Fixed hold-open at 105°

Standard and optional functions of the BTS 80



- 1 Adjustable closing speed
- 2 Hold-open range or delayed action range

- 3 Adjustment range – point at which hold-open begins, or end of delayed action range (approx. 75° to 105°).
- 4 Mechanical backcheck (from approx. 80°)

Hydraulic hold-open

The integrated hold-open function allows the door to be held open at any angle between 75° and 175°. The angle at which the hold-open function begins can be adjusted in the range of 75° to 105°.

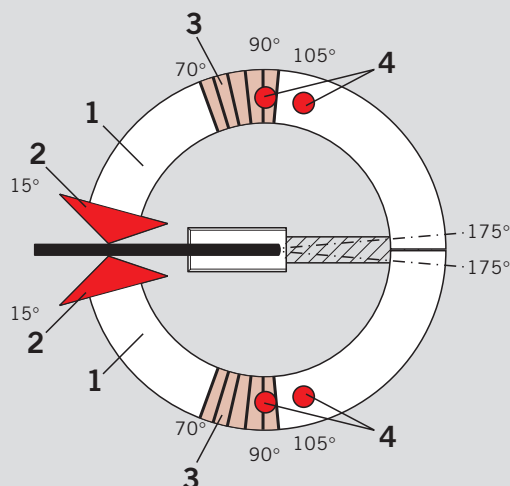
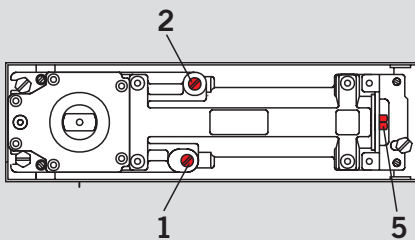
Delayed action

The delayed action function slows the door closing speed, thereby allowing disabled persons, mothers with pushchairs, staff with trolleys or hospital gurneys etc. to pass through the door without problem.

Backcheck

The integrated mechanical backcheck function protects the wall and door from damage caused by excessively vigorous opening.

Standard and optional functions of the BTS 75 V



- 1 Adjustable closing speed in the range 175° – 15°.
- 2 Adjustable closing speed in the range 15° – 0°.

- 3 Mechanical backcheck (from approx. 70°).
- 4 Fixed hold-open at 90° or 105° (option).
- 5 Adjustable spring strength (EN 1–4).

Closing speed

With two independently adjustable closing ranges (175° – 15° and 15° – 0°) the DORMA BTS 75 V is ideally adaptable to different structural conditions.

Fixed hold-open (option)

With the fixed hold-open function the door can be held open at an angle of 90° or 105°, depending on model.

Not suitable for use on Fire doors.

Backcheck

The integrated mechanical backcheck function protects the wall and door from damage caused by excessively vigorous opening.



The DORMA BTS 75 V is CERTIFIRE approved (Certificate No. 127) for door types ITT 60 and IMM, IMN 240.

Division Door Control worldwide

www.dorma.com

Central Europe

DORMA GmbH + Co. KG
Breckerfelder Str. 42-48
D-58256 Ennepetal
Tel. +49 23 33/7 93-0
Fax +49 23 33/7 93-495

Scanbalt

DORMA Danmark A/S
Sindalvej 6 - 8
DK-2610 Rødovre
Tel. +45 44/54 30 00
Fax +45 44/94 95 04

Australia

DORMA Door Controls Pty. Ltd.
52 Abbott Road
Hallam/Victoria 3803
Australia
Tel. +61 3/97 96 35 55
Fax +61 3/97 96 39 55

South Africa

DORMA Door Controls (Pty.) Ltd.
Kings Court, 4A Mineral Crescent
ZA-2000 Crown/Gauteng
Johannesburg
Tel. +27 11/8 30 02 80
Fax +27 11/8 30 02 91

Emerging Markets

DORMA GmbH + Co. KG
Breckerfelder Str. 42-48
D-58256 Ennepetal
Tel. +49 23 33/7 93-0
Fax +49 23 33/7 93-495

South America

DORMA Sistemas de Controles
para Portas Ltda.
Av. Piracema, 1400
Centro Empresarial Tambore
CEP 06400 Barueri/
São Paulo, Brasil
Tel. +55 11/41 91 32 44
Fax +55 11/41 91 21 93

Far East

DORMA Door Controls Pte. Ltd.
No. 2 Jalan Terusan,
Jurong
Singapore 619285
Tel. +65 62 68/76 33
Fax +65 62 65/79 14

South-East Europe

DORMA AUSTRIA GmbH
Pebering Strass 22
A-5301 Eugendorf
Tel. +43 62 25/2 84 88
Fax +43 62 25/2 84 91

France

DORMA France S.A.S.
Europarc
42, rue Eugène Dupuis
F-94046 Créteil
Tel. +33 1/41 94 24 00
Fax +33 1/41 94 24 01

South Europe

DORMA Italiana S.r.l.
Via. A. Canova 44/46
I-20035 Lissone (MI)
Tel. +39 039/24 40 31
Fax +39 039/24 40 33 10

Gulf

DORMA Gulf Door Controls FZE
Jebel Ali Free Zone,
Roundabout 8,
Unit VC 02
Dubai, United Arab Emirates
Tel. +971 48/83 90 14
Fax +971 48/83 90 15


DORMA Ibérica, S.A.
Camino San Martin de la Vega, 4
E-28500 Arganda del Rey
(Madrid)
Tel. +34 91/8 75 78 50
Fax +34 91/8 75 78 81

UK/Ireland

DORMA UK Ltd.
Door Controls Division
Wilbury Way
GB-Hitchin
Hertfordshire SG4 0AB
Tel. +44 14 62/47 76 00
Fax +44 14 62/47 76 01

North America

DORMA Architectural Hardware
DORMA Drive, Drawer AC
Reamstown, PA 17567
Tel. +1-800-523-8483
Fax +1-800-274-9724




Door Control



Automatic



Glass
Fittings and
Accessories



Security/
Time and
Access (STA)



Movable
Walls





CERTIFICATE OF APPROVAL

No. CF 127

This is to certify that, in accordance with
CERTIFIRE's Rules for Certification
The undermentioned products of

DORMA UK LIMITED
Wilbury Way, Hitchin, Hertfordshire, SG4 0AB
Tel: 01462 477600 Fax: 01462 477601

Have been assessed against the requirements of the Technical Schedule(s)
denoted below and are approved for use subject to the conditions
appended hereto:

CERTIFIED PRODUCT

DORMA BTS 75V, 80F, 80EMB
And 80FLB Floor Springs and
Associated Accessories

TECHNICAL SCHEDULE

TS27 The Contribution of Closing
Devices and Accessories to the
Fire Resistance of Door Assemblies
with Non Metallic Leaves
TS28 The Contribution of Closing
Devices and Accessories to the
Fire Resistance of Door
Assemblies with Metallic Leaves
TS34 - The Contribution of Controlled
Door Closing Devices and Accessories
to Fire Resisting Doorsets

Signed and sealed for and on behalf of CERTIFIRE

Kenneth J Knight
Chairman - Management Council

Issued: 2nd April 1993
Reissued: 8th August 2005
Revised: 10th February 2006
Valid to: 7th August 2010

Page 1 of 4



Seal is in place Only valid when authentic CERTIFIRE



CERTIFICATE No CF 127
DORMA UK LTD

DORMA BTS 75V, 80F, 80EMB AND 80FLB FLOOR SPRINGS AND ACCESSORIES

1. BTS 75V, 80F, 80EMB and 80FLB Floor Springs is are adjustable floor mounted closing devices which may be used with the following accessories:
 - i) Top centre 8066, 7411, 6150 and K56F
 - ii) Dorma Bottom Strap 7421
 - iii) Offset bottom straps 4150, 7411/56

2. This certification is designed to demonstrate compliance of the product or system specifically with Approved Document B (England and Wales), Section D of the Technical Standards (Scotland), Technical Booklet E (N. Ireland). If compliance is required to other regulatory or guidance documents there may be additional considerations or conflict to be taken into account.

3. This approval relates to its use with the following door assemblies:-

Latched and unlatched, intumescent sealed door assemblies consisting of timber faced and edged leaves with timber, cellulosic or mineral cores in timber frames having a fire resistance up to 60 minutes (Code ITT) where the leaf is a minimum of 54mm thick.

Latched and unlatched, intumescent sealed door assemblies consisting of timber faced and edged leaves with timber, cellulosic or mineral cores in steel frames having a fire resistance up to 60 minutes (Code ITM) where the leaf is a minimum of 54mm thick.

Latched and unlatched, intumescent sealed door assemblies consisting of metallic faced and edged leaves with cellulosic or mineral cores in steel frames having a fire resistance up to 240 minutes (Code IMM).

4. The closers are approved on the basis of:
 - i) Initial type testing to EN 1154/5, BS 476: Part 22: 1987 & BS EN 1634-1:2000
 - ii) An appraisal against TS27, TS28 & TS 34
 - iii) Production surveillance under ISO 9001: 2000
 - iv) Ongoing audit testing in accordance with EN 1154/5 requirements

5. This approval is applicable only to the specified closers used with door assemblies of proven fire resistance (as defined in BS476: Part 22: 1987 or BS EN 1634-1: 2000 as applicable) and having power ratings appropriate to the leaf sizes subject to a minimum size 3 (as specified in BS EN 1154). The approval does not relate to the hold open variant of BTS 75V.

6. The approval relates to on going production. Product and/or its immediate packaging is identified with the manufacturers' name, the product name or number, the CERTIFIRE name or name and mark, together with the CERTIFIRE certificate number and application where appropriate.



CERTIFICATE No CF 127
DORMA UK LTD

DORMA BTS 75V, 80F, 80EMB AND 80FLB FLOOR SPRINGS AND ACCESSORIES

7. The following tables show acceptable doorsets types and fire resistance periods:

BTS 75V for doorsets to BS 476: Part 22: 1987

Fire resistance performance as	MM	IMM	TT	ITT	ITM	ITC
FD20	x	✓	x	✓	✓	x
FD30	x	✓	x	✓	✓	x
FD60	x	✓	x	✓	✓	x
FD90	x	✓	x	x	x	x
FD120	x	✓	x	x	x	x
FD240	x	✓	x	x	x	x

BTS 80F, 80EMB and 80FLB for doorsets to BS 476: Part 22: 1987

Fire resistance performance as	MM	IMM	TT	ITT	ITM	ITC
FD20	✓	✓	x	✓	✓	x
FD30	✓	✓	x	✓	✓	x
FD60	✓	✓	x	✓	✓	x
FD90	✓	✓	x	x	x	x
FD120	x	x	x	x	x	x
FD240	x	x	x	x	x	x

BTS 75V, and 80F for doorsets to EN 1634-1*

Classification to prEN13501-2	MM	IMM	TT	ITT	ITM	ITC
E 20	x	x	x	✓	x	x
EI 20	x	x	x	✓	x	x
E 30	x	x	x	✓	x	x
EI 30	x	x	x	✓	x	x
E60	x	x	x	✓	x	x
EI 60	x	x	x	✓	x	x
E 90	x	x	x	x	x	x
EI 90	x	x	x	x	x	x
E 120	x	x	x	x	x	x
EI120	x	x	x	x	x	x
E240	x	x	x	x	x	x
EI240	x	x	x	x	x	x

See CERTIFIRE Technical Schedules for designation of doorset types i.e. IMM etc.



CERTIFICATE No CF 127
DORMA UK LTD

DORMA BTS 75V, 80F, 80EMB AND 80FLB FLOOR SPRINGS AND ACCESSORIES

Scope of Approval:

Doors may not include uninsulated glass above 20% of their total area
The closers may not be fitted to timber doorsets without intumescent protection
Where the door leaves are 45mm thick the approval is limited to FD30 with codes ITT and ITM

* Doorsets tested to EN 1634-1: 2000 must be a minimum of 54 mm thick and the closer strap, top centre and cover plate must all be bedded onto 1 mm thick mono ammonium phosphate intumescent sheet material.

Classification codes

The above approval provides the following classification for BTS 75V floor springs:

3	8	4 3	1	1	4
---	---	--------	---	---	---

The above approval provides the following classification for BTS 80F floor springs:

4	8	6 4	1	1	4
---	---	--------	---	---	---

The above approval provides the following classification for BTS 80EMB and BTS 80FLB floor springs:

3	8	6 4	1	1	4
---	---	--------	---	---	---

Further Information

Further information regarding the details contained in this data sheet may be obtained from Dorma UK Limited (Tel: 01462 477600).

Further information regarding CERTIFIRE certification and other approved products can be obtained from CERTIFIRE (Tel: 01925 646777).