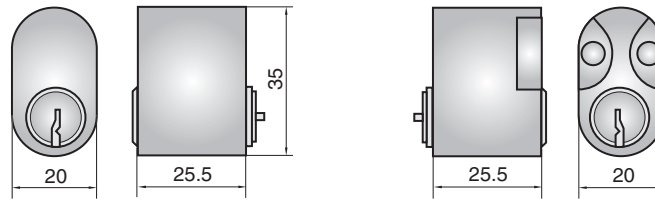


Scandinavian oval

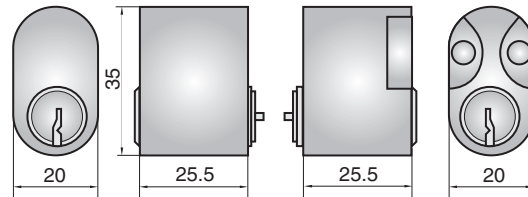
For use with ASSA Modular, Evolution and Narrow Profile lockcases. The cylinder is fixed to the lockcase with two hardened steel screws, supplied with the accessory set.

ASSA accessories must be used: see page 2:38.



➤ **R501**
Single cylinder (outside)

➤ **R503**
Single cylinder (inside)

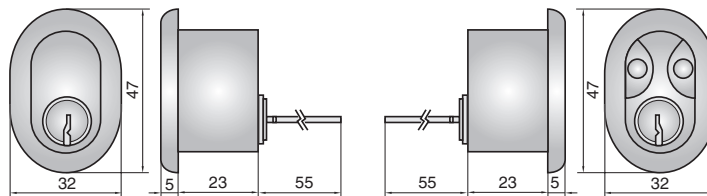


➤ **R502**
Double cylinder

For use with ASSA rim lockcases. The cylinder is fixed to the lockcase with two brass screws which can be cut to length.

Supplied with rim cylinder sleeve.

Special version without sleeve also available, for use with Evolution 35mm backset lockcases and Narrow Profile accessories.



➤ **R507**
Single rim cylinder (outside)

➤ **R3507**
Single rim cylinder (inside)

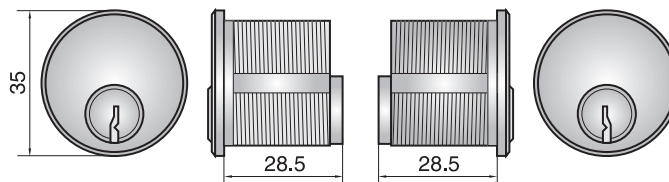
➤ **R13507**
Double rim cylinder

Round threaded

For use with locking devices accepting screw-in cylinders.

State lock type when ordering to ensure that correct cam is supplied.

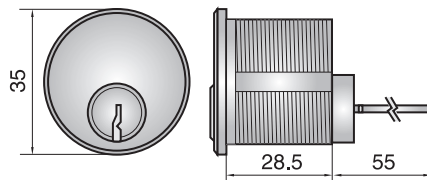
R551 Round Threaded cylinders are also available with microswitch for use as a momentary action keyswitch. See Electric Locking section for further information.



➤ **R551**
Single mortice cylinder

➤ **R552**
Double mortice cylinder

For use with rim locks and other locking devices accepting rim cylinders. Supplied with 5mm Spacer Ring and fixing screws.



➤ **R557**
Rim cylinder

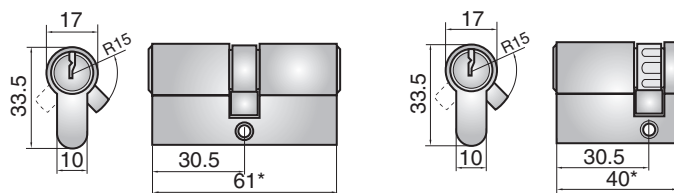
Euro profile

For use with locks accepting Euro profile cylinders. Cylinders are supplied with fixing screw.

* Standard lengths are:
 Single 40mm and 45mm
 Double 61mm and 71mm
 W/Turn 61mm and 71mm

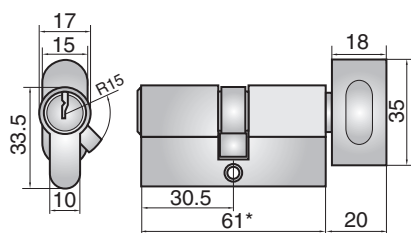
Extended length cylinders are also available: see page 2:38.

Decorative and security accessories are available: see Door Furniture section.

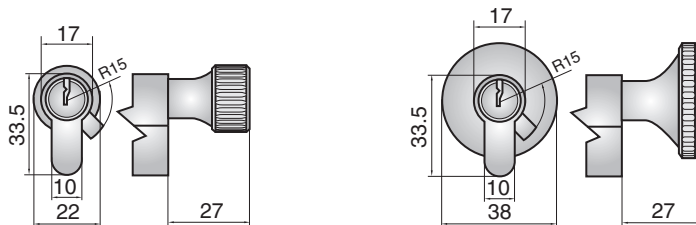


➤ **R522**
 Double cylinder

➤ **R523**
 Single cylinder



➤ **R527**
 Single cylinder
 with Distinction oval turn



➤ **R524**
 Single cylinder
 with small round turn

➤ **R521**
 Single cylinder
 with large round turn

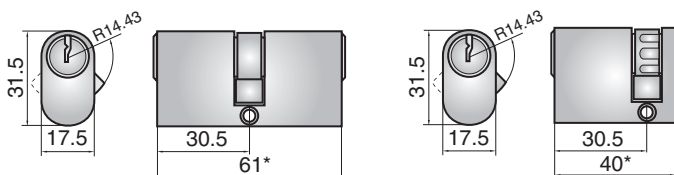
Oval profile

For use with locks accepting Oval profile cylinders. Cylinders are supplied with fixing screw.

* Standard lengths are:
 Single 40mm and 45mm
 Double 61mm and 71mm
 W/Turn 61mm and 71mm

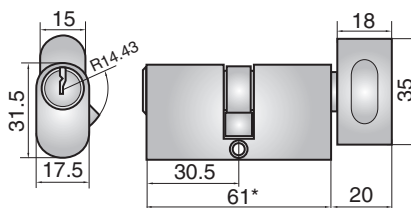
Also available in:
 Single 50mm (+10)
 Double 81mm (+10+10)
 W/Turn 81mm (+10+10)

Decorative and security accessories are available: see Door Furniture section.

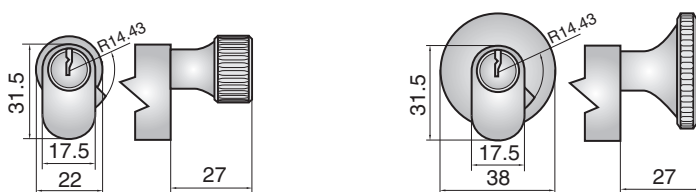


➤ **R532**
 Double cylinder

➤ **R533**
 Single cylinder



➤ **R537**
 Single cylinder
 with Distinction oval turn

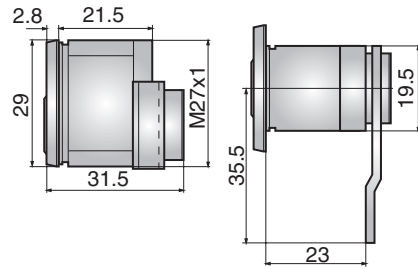


➤ **R534**
 Single cylinder
 with small round turn

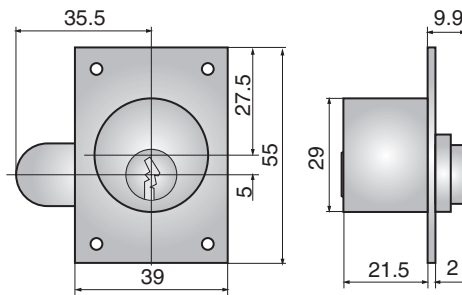
➤ **R531**
 Single cylinder
 with large round turn

Cam and furniture locks

For use on cabinet doors and similar applications. Can easily be adjusted for door thicknesses up to 23mm. Supplied with integral catch. Standard differ only.



➤ **R5207**
Cam lock



➤ **R5208**
Furniture lock

Padlocks

➤ Class 2

Padlock body of extruded brass, black chrome plated.

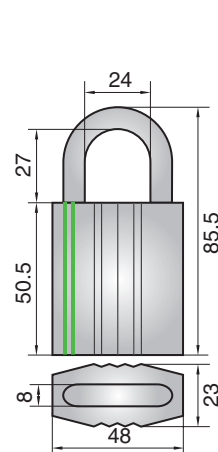
Shackle of rustproofed hardened steel, 8mm diameter.

Drainage holes in the padlock body prevent freezing. No external screws or rivets.

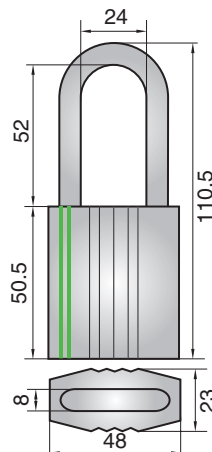
Tensile strength over 1½ tons.

Green stripes indicate Security Grade 3 to BS EN 12320.

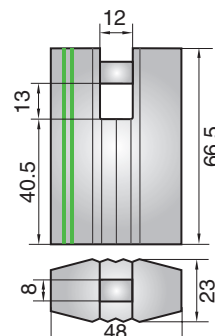
BS EN 12320
SG 3



➤ **R2540**
Snap locking



➤ **R2543**
Key locking
extended shackle



➤ **R2549**
Key locking
close shackle

➤ **R2541**
Key locking